

PRESORTED  
STANDARD  
U.S. POSTAGE  
PAID  
PULP



578 Valley View Circle  
Mars Hill, NC 28754  
828.689.4111  
800.817.4111  
skiwolfride.com

# Ski the WOLF

at Wolf Ridge



2010-2011  
Season Guide

Mars Hill, NC • [SkiWolfRidgeNC.com](http://SkiWolfRidgeNC.com)  
828-689-4111 • 800-817-4111

# Welcome to Wolf Ridge Ski Resort

When you ski or snowboard at Wolf Ridge Ski Resort, you'll enjoy unmatched views, crisp mountain air, well-groomed slopes and some new places to explore at Western North Carolina's **top-rated** ski slope. There is something for everyone from Beginner to Expert at this family oriented ski resort. Now offering 72 acres improved with 23 exciting runs, 8 lifts, two full service ski lodges and 36 slope side cabin rental units. This year we have improved the Breakaway ski through tunnel slope by widening the main slope run and adding two breakout ski trails. In addition, we have created a new ski school training area at the bottom of this run with a new magic carpet lift. We have also expanded the crossover slope run that ties the upper lodge ski area to the main slope lower lodge ski area. This crossover trail has been named Midway Trail and is number 15 on the trailmap. Why not visit Western North Carolina's top family-oriented ski area this season.

**Come Ski the Wolf at Wolf Ridge!**

North Carolina's  
Top Rated  
Most Accessible Ski Slope  
Just 5 minutes off I-26

30 minutes to Asheville, NC and Johnson City, TN



**The NEW Ski through  
Tunnel Run!**

# Snowboarders Welcome!

## MOUNTAIN IMPROVEMENTS

- 2 Quad Lifts
- 2 Double Chair Lifts
- 4 Surface Lifts
- Offsite Tube Run
- Airport
- Slope Side Cabin Lodging
- 2 Full Service Ski Lodges
- Free Shuttle Service From All Parking Areas

### PROJECTED SEASON

Thanksgiving to mid-March (weather permitting)

### OPEN SEVEN DAYS PER WEEK

Monday - Saturday 9:00 AM - 10:00 PM

(Closed Monday evening 4:30 PM - 10 PM)

Slopes close 4:30 PM - 6:00 PM each evening for grooming

Sunday 9:00 AM - 4:30 PM, except for holidays.

Weekend rates begin Friday at 9:00 AM - Sunday at 4:30 PM.

### SEASON PASSES ARE AVAILABLE.

Season passes are unlimited in skiing and snowboarding, anytime, day or night hours of operation, including weekends and holidays.

Does not include equipment rental.

Call 828-689-4111 • 800-817-4111 or visit  
[www.skiwolfridgenc.com](http://www.skiwolfridgenc.com) for rates



# Upper Wolf Ridge Lodge



Our 22,000 sq. ft., glass and timber Upper Lodge, located adjacent to Scenic Wolf Resort and at the top of the slopes, has an incredible long-range view of the mountains and valleys below. Built to accommodate families and walk-in guests, the Upper Wolf Ridge Lodge offers lift tickets, shaped ski and snowboard rentals, bib, helmet, and locker rentals. Our Area Pass is good for all slopes at the expanded Wolf Ridge Ski Resort.

The Upper Wolf Ridge Lodge offers a great breakfast and lunch selection and an extended dinner menu.

The Upper Lodge also features two fireplaces, a gift shop and ample room for families and guests to relax.

**\*A new ski school and training area with lift has been added to the upper wolf ridge lodge ski area.**

**Both Lodges access 72 acres of skiable terrain, 2 quad chairlifts, 2 double chairlifts and 4 surface lifts.**

**Wolf Ridge Resort has 100% snowmaking capability.**

**New Ridge Runner Slope and Lift Connect Top Lodge and Slopes to Lower Lodge and Slopes.**

# Lower Wolf Ridge Lodge

Groups visiting Wolf Ridge Ski Resort will check-in at the Lower Wolf Ridge Lodge, our large rustic lodge nestled at the bottom of the slopes. This lodge houses the Wolf Ridge Grill where visitors to the mountain are served breakfast, lunch and dinner. The Lower Lodge features a sport shop, conference room, rental shop with shaped skis, snowboards, bib rentals, and lockers. There are three large fireplaces where guests can warm up and a large viewing deck and glassed viewing area.



# Tube the Wolf



**Wolf Ridge Tubing is located on Puncheon Fork Road.**

**It is the 2nd Tube Run on the left!**

**1 hr - \$15 per person • 2 hr - \$25 per person**

**Age 6 and under (with paying adult) free.**

**Groups of 12 or more \$20 per person for 2 hour session**

**Mon-Sat 9am - 10pm • Sunday 9am -4:30 pm**

**Open Sunday until 10pm on Holidays**

**Give us a call for more information 828-689-3322**

**(Weather Permitting)**

# INDIVIDUAL RATES

Adult Age 18-69 Senior Citizens 70 and Over FREE	Student Age 9-17 College students must show valid ID	Child Age 5-8 4 & under FREE	Ski Rental Skies, boots and poles	Snowboard Rental Must leave drivers license
---	---	------------------------------------	---	--

## Day Area Pass (Lift Ticket) 9am - 4:30pm

Weekday	\$39	\$34	\$24	\$19	\$34
Weekend/Holiday	\$54	\$49	\$34	\$19	\$34

## Night Area Pass (Lift Ticket) 6pm - 10pm

Weekday	\$34	\$29	\$22	\$19	\$34
Weekend/Holiday	\$44	\$39	\$32	\$19	\$34

## Half Day Area Pass (Lift Ticket) 1pm - 4:30pm

Weekday	\$34	\$29	\$22	\$19	\$34
Weekend/Holiday	\$44	\$39	\$32	\$19	\$34

## Twilight Area Pass (Lift Ticket) 1pm - 10pm

Weekday	\$39	\$34	\$24	\$19	\$34
Weekend/Holiday	\$54	\$49	\$34	\$19	\$34

## Extended Area Pass (Lift Ticket) 9am - 10pm

Weekday	\$54	\$49	\$39	\$19	\$34
Weekend/Holiday	\$69	\$64	\$46	\$19	\$34

Slopes are closed between 4:30 pm and 6 pm each evening • Monday Nights Closed 4:30 pm - 10 pm  
Weekend/Holiday rates begin Friday at 9am

### Other Rentals (individual and group):

Ski bib rental - \$15 (*\$10 deposit required*) • Locker rental - \$5 (*\$5 deposit required*)

Helmet rental - \$15 (*\$15 deposit required*) • Ski rental insurance - \$1

# CONSECUTIVE DAY PASS

Valid for day session only 9am-4:30pm  
(excludes weekend special)

Adult Age 18-64 Senior Citizens 70 and Over FREE	Student Age 9-17 College students must show valid ID	Child Age 5-8 4 & under FREE
---	---	------------------------------------

3 Weekday Area Pass (Lift Tickets)	\$98	\$78	\$54
2 Weekday/1 Weekend Area Pass (Lift Tickets)	\$109	\$92	\$64
3 Weekend/Holiday Area Pass (Lift Tickets)	\$150	\$130	\$94
Weekend Special Lift Tickets Area Pass (Lift Tickets) 1 weekend night/2 weekend days	\$130	\$110	\$80

Ski Rental (skis, boots and poles) \$17 per day  
Snowboard Rental (must leave drivers license) \$30 per day

**Purchase Area Passes  
and Rent Equipment at  
Upper Wolf Ridge Lodge  
and  
Lower Wolf Ridge Lodge**

**Absolutely no picnicking  
in either lodge**

# WEEKLY SPECIALS

**2 for Tuesday** - Buy one Lift Ticket Get One Free

**Women's Wednesday** - Half Price Lift Tickets for all ladies

**Home Schooler Days:** Tuesday - Thursday

9am - 4:30pm - Full Day Rates - \$25 Lift Ticket

Ski Rental \$15 Snowboard \$20

**Snow Days: Out of school specials - Incredible Rates - Watch on Website!**

Holiday rates apply to the following dates:

- December 17-January 2
- Martin Luther King Jr, Jan 14 - 17  
*Observed Friday 9am-Monday 4:30*
- Presidents Day, Feb 18 - 21  
*Observed Friday 9am-Monday 4:30*
- Christmas Eve, 9am - 4:30 pm
- Closed Christmas Day

# Group Information



Wolf Ridge Ski Resort is excited to host your group's winter retreat. We have group packages that include Area Passes (Lift Tickets), rentals, ski and snowboard lessons, discounted group meals, and accommodation information. Ski Wolf Ridge and experience top-rated snow skiing and snowboarding in North Carolina!

## Schedule Your Group's Retreat

**Pick a date** for your group as soon as possible to begin planning your ski trip.

**Contact Us** by calling the Group Sales Office, 800-817-4111 or 828-689-4111 ext. 1003 or 1004, to receive a group packet to make the preliminary reservations. The packet includes a welcome letter, group information, a group rate sheet, and a worksheet to complete and submit to the Group Sales Office. Also included in the packet is the **"Group Come Free"** special promotion being offered this year.

**Guarantee your reservation** by mailing a deposit 2 weeks prior to your arrival date.

**Upon Arrival at Wolf Ridge Resort**, check-in at the Group Sales Office at **Lower Wolf Ridge Lodge**. There you will pay the balance for your group and receive the appropriate tickets (area pass, rental, meal, and ski school). Your group will then attend a brief orientation and you will be on your way to a great day or night on the slopes.

**Equipment Rental** This year you will be asked 30 days prior to your arrival to complete and mail or fax in all Wolf Ridge Equipment Rental forms for each person in your group. These must be signed and dated by each individual. This will allow us to better serve you by assuring your group that each individual's equipment has been reserved and is awaiting your arrival. It will also help us move the lines much quicker and get you quickly on the slopes. (Rental form and online information will be in your packet.)

**Additional Rentals: Bibs \$15 / Helmets \$15 / Lockers \$5**

**Group Lunch Option** See group box lunch option being offered this year in your group packet.

**PLEASE NOTE: THERE IS ABSOLUTELY NO PICNICKING IN THE LODGE (NO EXCEPTIONS)**  
Holidays are weekend rates. The slopes are closed between 4:30PM & 6:00PM each evening.

All groups must secure ski reservations with a deposit of \$10 per person, 2 weeks prior to the groups arrival.

## Ski/Snowboard Lessons

Group of 8-14: Day one \$12, Day two \$17  
Group of 15 plus: Day one FREE, Day two \$16

*Rates per person*

Meal Tickets: Breakfast \$8 • Lunch/Dinner \$8

<b>GROUP RATES</b>	Group Size 8-14	Group Size 15 or more	Ski Rental per day	Snowboard Rental per day
Day Session Weekday (Mon-Fri) 9am-4:30pm	\$34	\$29	\$15	\$29
Day Session Weekend/Holiday 9am-4:30pm	\$46	\$42	\$15	\$29
Twilight Session Weekday (Mon-Fri) 1pm-10pm	\$34	\$29	\$15	\$29
Twilight Session Weekend/Holiday 1pm-10pm	\$46	\$42	\$15	\$29
Half Day Session Weekday (Mon-Fri) 1pm-4:30pm	\$29	\$24	\$15	\$29
Half Day Session Weekend/Holiday 1pm-4:30pm	\$33	\$29	\$15	\$29
Night Session Weekday (Mon-Fri) 6pm-10pm	\$29	\$24	\$15	\$29
Night Session Weekend/Holiday 6pm-10pm	\$33	\$29	\$15	\$29

<b>EXTENDED SKI: 9am - 10pm</b>				
Weekday (Mon-Fri)	\$45	\$40	\$17	\$29
Weekend/Holiday (Sat or Holiday)	\$60	\$55	\$17	\$29

<b>CONSECUTIVE EXTENDED DAY: 2 or more 9am-10pm days</b>				
2 Weekday Extended (Mon-Fri)	\$75	\$65	\$17	\$29
3 Weekday Extended (Mon-Fri)	\$103	\$93	\$17	\$29
2 Weekend/Holiday Extended (Mon-Fri)	\$103	\$93	\$17	\$29
3 Weekend/Holiday Extended (Mon-Fri)	\$133	\$113	\$17	\$29
Weekend Special 1 Extended Day (9am-10pm)/1 Day (9am-4:30pm)	\$87	\$78	\$17	\$29

<b>CONSECUTIVE DAYS: valid for day sessions (9am-4:30pm) or twilight sessions (1pm-10pm) only</b>				
2 Weekday Extended (Mon-Fri)	\$63	\$53	\$17	\$29
3 Weekday Extended (Mon-Fri)	\$78	\$68	\$17	\$29
2 Weekend/Holiday	\$93	\$83	\$17	\$29
3 Weekend/Holiday	\$114	\$103	\$17	\$29
2 Weekday/1 Weekend (non-holiday)	\$93	\$83	\$17	\$29

**Call 828-689-4111 • 800-817-4111 • groupsales@skiwolfridgenc.com • All rates apply per individual**

**SKI & SNOWBOARD EQUIPMENT, CLOTHING, RENTALS & SERVICE**

**SKI COUNTRY SPORTS**

1000 MERRIMON AVENUE • ASHEVILLE, NC 28804 • (828) 254-2771  
 Locations in Banner Elk and Charlotte • www.SkiCountrySports.com

# Learn to Ski or Ride like the Pros!



Wolf Ridge Resort offers a top-rated Snow Sports School at both upper and lower lodge areas that provides lessons for beginners to intermediate in skiing, telemark skiing, and snowboarding. Wolf Ridge's instructors are trained to give you the highest quality instruction with your safety as a priority.

Wolf Ridge's Snow Sports School offers private and group lessons at 9:30 am, 11 am, 12:30pm, 2pm, and 6:30pm.

Private lessons are taught on an hourly basis and are contingent on instructor availability. Private lessons are recommended for ages 5 and up.



Ski/Snowboard Private Lessons: 1 hour \$45 per person (each additional person \$15)  
 2 hour \$75 per person (each additional person \$30)  
 Ski Group Lessons \$18 per person • Snowboard Group Lessons \$21 per person  
 Ski Group Lesson for 15 or more FREE first day!

Group lessons are for first-time skiers or snowboarders that need the basic instruction. Group lessons are available for ages 8 years old and up—no exception. Groups lessons can include a minimum of 4 people and a maximum of 15 in a lesson.

## Kids on the Snow!

Wolf Ridge Resort provides various options for the younger generation of skiers and snowboarders. Kids ages 5 and up can take a private lesson and ski one-on-one with an experienced instructor. This is an opportunity for the student to get familiar with the ski equipment and the mountain.



**1 Regular Priced Item**  
**SNOWboard**  
Department






**25% Off**  
 1 coupon per person please Now thru 2/15/11  
 251-2001 140 Tunnel Rd

**Any regular priced pr.**  
**Sunglasses**



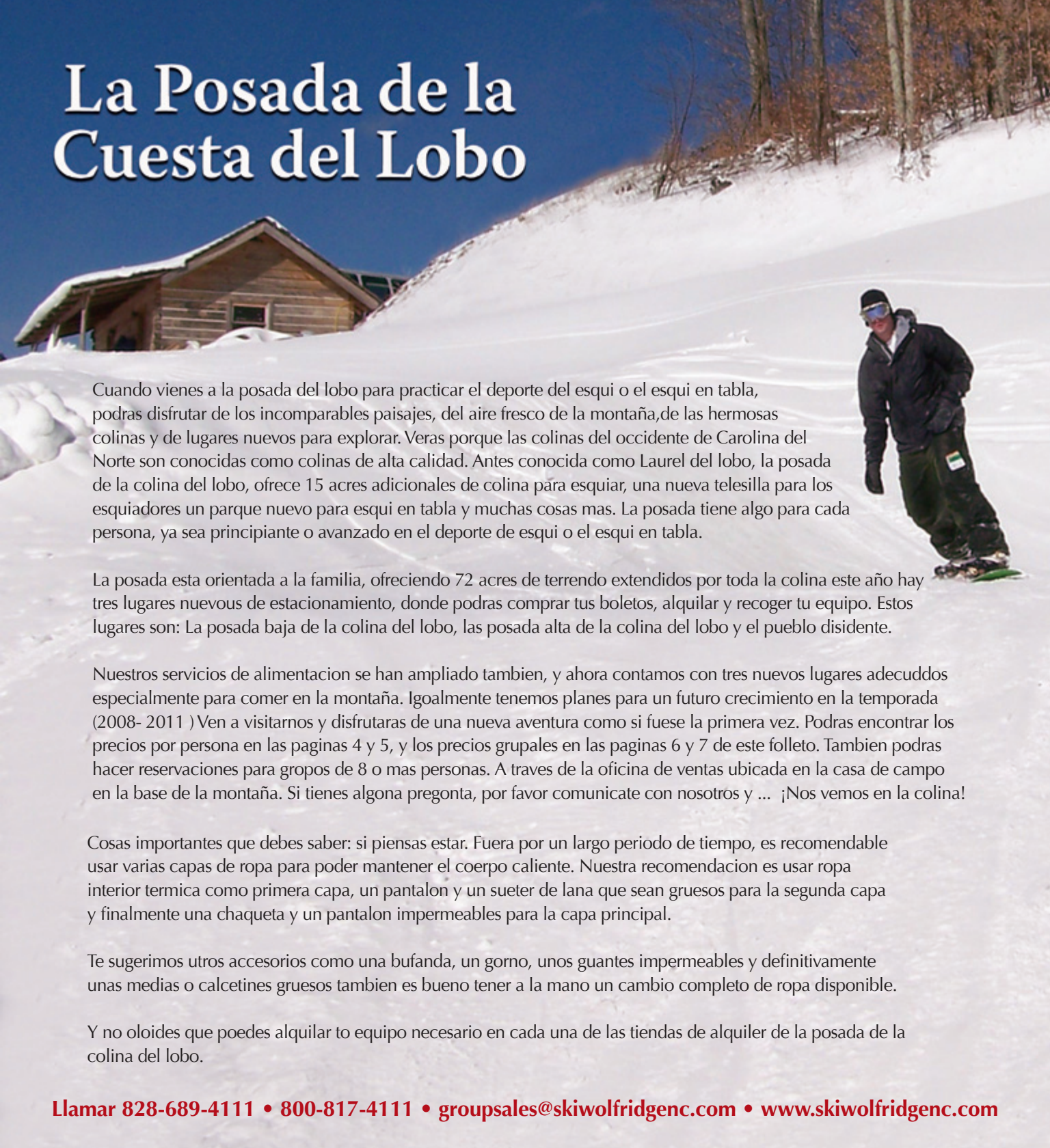




**25% Off**  
 1 coupon per person please Now thru 2/15/11  
 251-2001 140 Tunnel Rd



# La Posada de la Cuesta del Lobo



Cuando vienes a la posada del lobo para practicar el deporte del esquí o el esquí en tabla, podrás disfrutar de los incomparables paisajes, del aire fresco de la montaña, de las hermosas colinas y de lugares nuevos para explorar. Verás porque las colinas del occidente de Carolina del Norte son conocidas como colinas de alta calidad. Antes conocida como Laurel del lobo, la posada de la colina del lobo, ofrece 15 acres adicionales de colina para esquiar, una nueva telesilla para los esquiadores un parque nuevo para esquí en tabla y muchas cosas más. La posada tiene algo para cada persona, ya sea principiante o avanzado en el deporte de esquí o el esquí en tabla.

La posada está orientada a la familia, ofreciendo 72 acres de terreno extendidos por toda la colina este año hay tres lugares nuevos de estacionamiento, donde podrás comprar tus boletos, alquilar y recoger tu equipo. Estos lugares son: La posada baja de la colina del lobo, la posada alta de la colina del lobo y el pueblo disidente.

Nuestros servicios de alimentación se han ampliado también, y ahora contamos con tres nuevos lugares adecuados especialmente para comer en la montaña. Iguales tenemos planes para un futuro crecimiento en la temporada (2008- 2011 ) Ven a visitarnos y disfrutaras de una nueva aventura como si fuese la primera vez. Podrás encontrar los precios por persona en las páginas 4 y 5, y los precios grupales en las páginas 6 y 7 de este folleto. También podrás hacer reservaciones para grupos de 8 o más personas. A través de la oficina de ventas ubicada en la casa de campo en la base de la montaña. Si tienes alguna pregunta, por favor comunícate con nosotros y ... ¡Nos vemos en la colina!

Cosas importantes que debes saber: si piensas estar fuera por un largo periodo de tiempo, es recomendable usar varias capas de ropa para poder mantener el cuerpo caliente. Nuestra recomendación es usar ropa interior térmica como primera capa, un pantalón y un suéter de lana que sean gruesos para la segunda capa y finalmente una chaqueta y un pantalón impermeables para la capa principal.

Te sugerimos otros accesorios como una bufanda, un gorro, unos guantes impermeables y definitivamente unas medias o calcetines gruesos también es bueno tener a la mano un cambio completo de ropa disponible.

Y no olvides que puedes alquilar todo el equipo necesario en cada una de las tiendas de alquiler de la posada de la colina del lobo.

On-Site Rentals

# Scenic Wolf Resort

at Wolf Ridge

- Slopeside Cabins
- Year-round cabin rentals
- All cabins feature full kitchens, hot tubs, game rooms and large family rooms
- Walk to ski slopes and heated, glass-enclosed pool

Ski Vacation Packages Offered!

Visit [scenicwolfresort.com](http://scenicwolfresort.com) for cabin tours and availability, or call 877-828-9653

## Year-round Adventure Starts Here

### Friends of Wolf Ridge

#### COMFORT INN MARS HILL, NC

CLOSE TO WOLF RIDGE SKI SLOPE

I-26 EXIT 11

15 MILES TO SLOPE

FREE BREAKFAST

SMALL MEETING ROOM

167 J.F. ROBINSON LANE

MARS HILL, NC 28754

PHONE 828.689.9000

FAX 828.689.2366

Comfort  
INN

[WWW.COMFORTINNMARSHILL.COM](http://WWW.COMFORTINNMARSHILL.COM)



ERWIN, TN I-26 @ Exit 40

18 miles from Wolf Ridge Resort

800-304-7958 Hotel Desk Direct

#### Ask for Wolf Ridge Ski Resort Rates

Meeting Room available at no charge for group bookings

**All rates include Hot Breakfast Buffet Daily**  
with biscuits and gravy, eggs, bacon or sausage,  
cold cereals, bagels, toast, yogurt, coffee,  
tea and hot chocolate.



CROWNE PLAZA

ASHEVILLE - NORTH CAROLINA

THE PLACE TO MEET.

Closest Full Service Hotel to Wolf Ridge  
with restaurant and conference space

[crownplaza.com/asheville](http://crownplaza.com/asheville)

Call Group Sales at  
828-285-2635  
to receive group discount

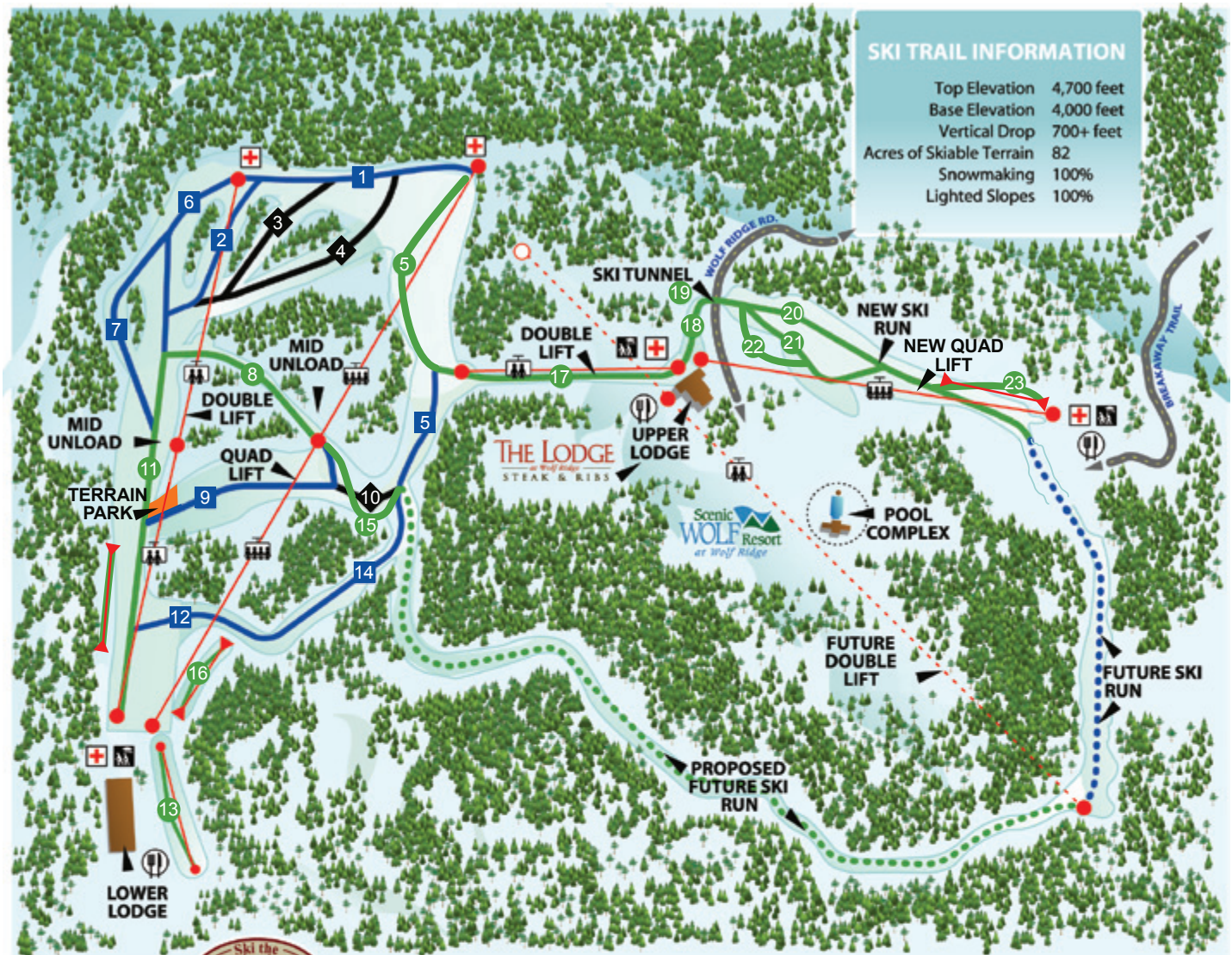


#### Asheville Mall

Best complimentary hot  
breakfast buffet in Asheville.

28 miles from Wolf Ridge Slopes

828-252-4000



- Easiest
  - More Difficult
  - ◆ Most Difficult
  - Surface Lift
  - ▲ Magic Carpet Lift
  - ⛑ First Aid Station
  - 🚠 Double Lift
  - 🚡 Quad Lift
  - 🎒 Ski School
  - 🍽️ Food
- |                        |                        |
|------------------------|------------------------|
| ■ 1 The Howling        | ■ 12 Whistling Dixie   |
| ■ 2 Southern Express   | ● 13 Wolf Cub          |
| ◆ 3 Flame Out          | ■ 14 Powder Hill       |
| ◆ 4 The Bowl           | ● 15 Midway            |
| ● 5 Viewfinder (Upper) | ● 16 Goin South        |
| ■ 5 Viewfinder (Lower) | ● 17 Ridge Runner      |
| ■ 6 Timber Wolf        | ● 18 Turning Point     |
| ■ 7 Way Out            | ● 19 Tunnel Run        |
| ● 8 Eagle              | ● 20 Upper Nature View |
| ■ 9 Lower Streak       | ● 21 Lower Nature View |
| ◆ 10 Upper Streak      | ● 22 Side Step         |
| ● 11 Broadway          | ● 23 Nature Cub        |

**Wolf Ridge Ski Resort** is North Carolina's most accessible ski area located just 5 miles from I-26 at Exit 3. There is something for everyone from beginner to expert at this family-oriented resort with 72 acres of ski terrain, improved with 23 runs. Slopes are open for day and night skiing with 2 double lifts, 2 quads, and 4 surface magic carpets. Wolf Ridge has 100% snowmaking capability. There are three areas to park and two ski lodges to purchase lift tickets and rent skis and snowboards.

**KNOW THE CODE...It's your responsibility.**

1. Always stay in control, and be able to stop or avoid other people or objects.
2. People ahead of you have the right of way. It's your responsibility to avoid them.
3. You must not stop where you will obstruct a trail, or not be visible from above.
4. Whenever starting downhill or merging into a trail, look uphill and yield to others.
5. Always use devices to help prevent runaway equipment.
6. Observe all posted signs and warnings. Keep off closed trails and out of closed areas.
7. Prior to using any lift, you must have the knowledge and ability to load, ride and unload safely.

THIS IS A PARTIAL LIST. BE SAFETY CONSCIOUS.

# How to get to Wolf Ridge

## From the South

I-85N to Greenville, SC, Hwy 25N to I-26 W. I-26 will turn into I-240E in Asheville. From I-240E take 19/23N, which will turn back into I-26W. Follow to Wolf Laurel, exit 3.

## From the West

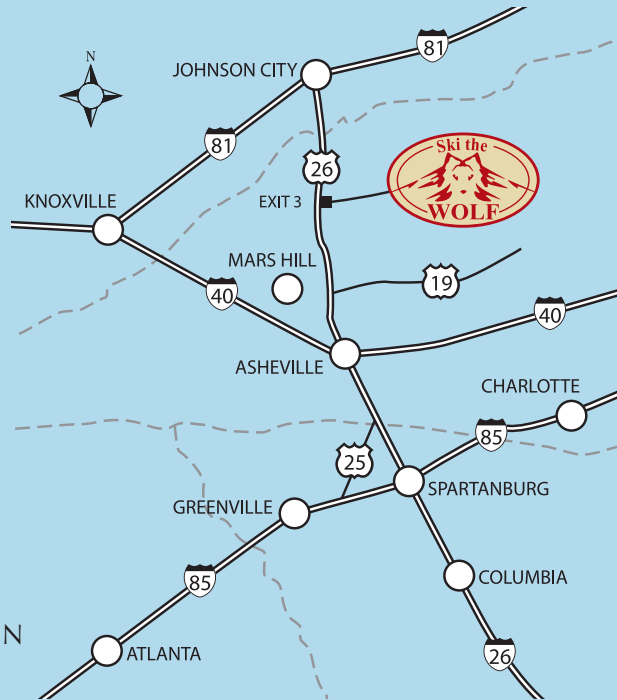
I-40 East to Asheville, I-240 East to Hwy 19/23N (I-26W) to Wolf Laurel

## From the North

I-26 East to Wolf Laurel, exit 3

## From the East

I-40 West to I-240 West, to Hwy 19/23N (I-26W) to Wolf Laurel, exit 3



## Travel Times

Asheville.....	30 min
Atlanta .....	4 hrs
Birmingham.....	6 hrs
Charleston .....	4 hrs
Charlotte.....	2 hrs
Columbia.....	2.5 hrs
Greenville.....	1.5 hrs
Jacksonville.....	7.5 hrs
Knoxville .....	2.5 hrs
Nashville .....	4.5 hrs
Orlando .....	10 hrs
Raleigh .....	4.5 hrs
Spartanburg ..	1.5 hrs
Tri-Cities .....	30 min

## From the Interstate

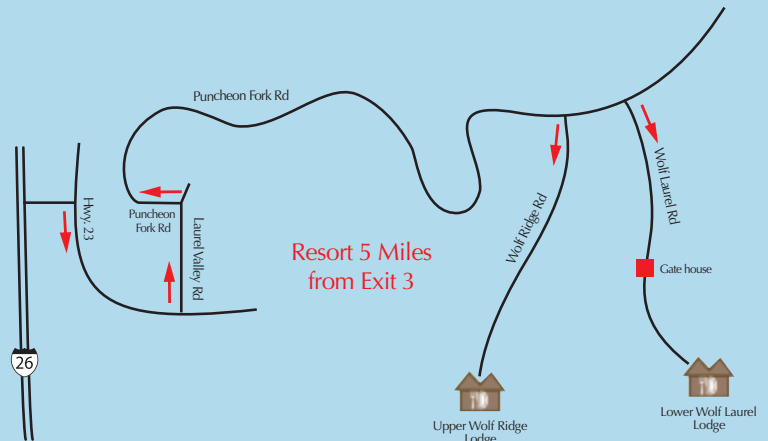
### From I-26 west

Turn right at the bottom of the off ramp.

### From I-26 east

Turn left at the bottom of the off ramp.

At the stop sign turn right onto South Hwy 23. At top of hill turn left onto Laurel Valley Road. Turn left onto Puncheon Fork Road (first road). Follow Puncheon Fork for approximately 3 miles



## Then

## To The Slopes

**To Upper Wolf Ridge Lodge:** Turn right onto Wolf Ridge Rd. Follow road 2.5 miles to top of mountain.

**To Lower Wolf Ridge Lodge:** Turn right onto Wolf Laurel Rd. Follow road to gate house to receive your parking pass. From the gate house take the second road to the right and follow road to the parking lot of the Lower Wolf Ridge Lodge.